

## Academic Programs Proposal System (APPS) Submitting a Program Change Proposal

1. Login to the program proposal site: <https://uscbulletins-next.sc.edu/programadmin/>.
2. Use the search function to find and select the program.

### Program Management

Help 


Search, edit, add, and inactivate programs.


Use an asterisk (\*) in the search box as a wild card. For example, MATH\* will find everything that starts with "MATH", \*MATH everything that ends with "MATH", and \*MATH\* everything that contains "MATH". The system searches the Program Code, Title, Workflow step and CIM Status.

Quick Searches provides a list of predefined search categories to use.

<input type="text"/>	<input type="button" value="Search"/>	<input type="checkbox"/> History	- OR -	<input type="button" value="Propose New Program"/>	<input type="text" value="Quick Searches..."/>	▼
Number of Program	Program Name	Workflow	Status			
1	Accounting, B.S.		edited			
2	Art History, B.A.		edited			

3. Click "Edit Program."






Viewing: **5 : Criminology and Criminal Justice, B.A.**

[Preview Workflow](#)

4. Choose the program change type.
5. Complete the "Primary Proponent Contact Information." Username, name and email is pre-populated.
6. Update admissions requirements, if applicable.
7. If required by the nature of the program change, provide the date the program pre-authorization request was approved by the Provost and a copy of the pre-authorization request.

### Pre-Authorization

Date Program Pre-Authorization was Approved by Provost 

Attach Pre-Authorization Request

Uploaded Files:

Files To Be Uploaded:

8. Update the “Program Profile” as needed

Note: Note: If an item has a question mark, help text information is provided.

A screenshot of a web form titled "Program Profile". A tooltip is visible at the top, stating: "List the format as 'Program Name, Capitalized Degree Abbreviation with periods' (e.g., Anthropology, B.A.)". The form contains the following fields:

- Program Name**: A text input field with a blue question mark icon to its left. Below the field, it says "100 characters remaining".
- CIP Code**: A text input field with a red "Find..." link below it.
- Number Credit Hours**: A text input field with a note below it: "Enter total number of credit hours for entire program."

- a. Provide any updates to the program curriculum section. Undergraduate programs will have sections for degree requirements summary, Carolina Core, college requirements, program and support course requirements, and major requirements.

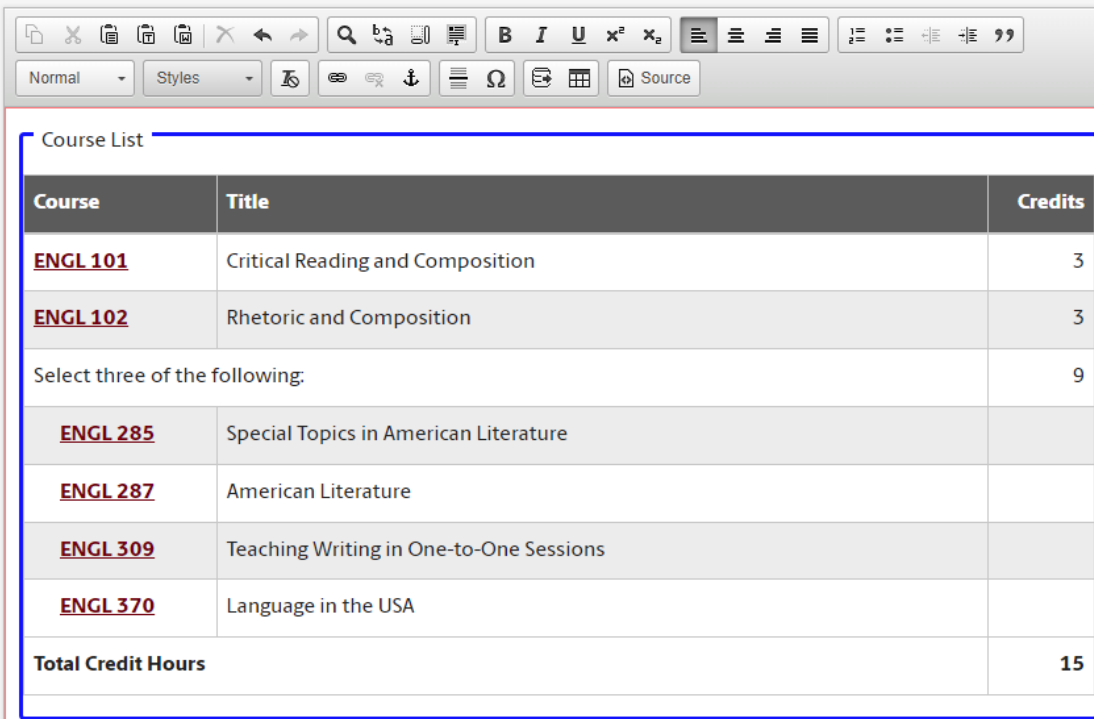
To edit the degree requirement summary, double click in the blue box outlining the list.

A screenshot of a dialog box titled "Pre-Defined Table". Inside, there is a section titled "Program Summary Table" which contains a scrollable list area. To the right of the list are two buttons: "Move Up" and "Move Down". Below the list are two input fields: "Requirements:" and "Credit Hours:". At the bottom of the dialog are two buttons: "New Row" and "Delete Row". At the very bottom are "OK" and "Cancel" buttons.

Add new or delete existing rows as needed and use the “Move Up” and “Move Down” commands to list the requirements in the appropriate order. Click “OK” when finished.

- b. When revising curriculum, you can edit course lists by double clicking in the blue box outlining the list.

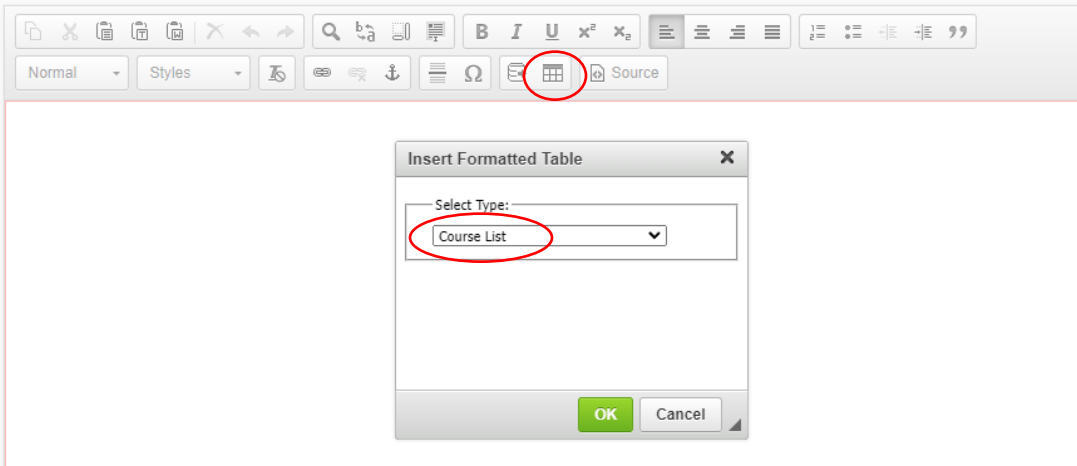
Requirements



Course	Title	Credits
<u>ENGL 101</u>	Critical Reading and Composition	3
<u>ENGL 102</u>	Rhetoric and Composition	3
Select three of the following:		9
<u>ENGL 285</u>	Special Topics in American Literature	
<u>ENGL 287</u>	American Literature	
<u>ENGL 309</u>	Teaching Writing in One-to-One Sessions	
<u>ENGL 370</u>	Language in the USA	
<b>Total Credit Hours</b>		<b>15</b>

You can also create a new list using the table and course list tools.

Requirements



Insert Formatted Table

Select Type:

Course List

OK Cancel

To list courses, select the college or school, then subject. Use the right arrows to add courses to be displayed in the list. If you need to remove a course, use the left arrows to remove it. You can also use the quick add feature to add courses.

Course List

College of Arts and Sciences

English (ENGL)

ENGL 101 Critical Reading and Composition

ENGL 102 Rhetoric and Composition

ENGL 200 Creative Writing, Voice, and Community

ENGL 270 World Literature

ENGL 280 Literature and Society

ENGL 282 Special Topics in Fiction

ENGL 283 Special Topics in British Literature

ENGL 284 Drama

ENGL 285 Special Topics in American Literature

ENGL 286 Poetry

ENGL 287 American Literature

ENGL 288 English Literature

ENGL 309 Teaching Writing in One-to-One Sessions

ENGL 340 Literature and Law

ENGL 341 Literature and Medicine

Sum Hours

Comment:

Sequence:

Cross Reference:

Or Class:

Hours:

Footnote:

Quick Add:  Add Course

Add Comment Entry

Indent  Area Header

Move Up Move Down

OK Cancel

You may also add a comment entry "Select three of the following," identify cross-listed courses or add footnotes to this list.

If adding a comment entry such as stating that students can select three of the following courses, click on “Add Comment Entry” and have it appear before the courses it refers to. You can use the “Move Up” and “Move Down” options to move courses into the correct positions. You will also want to indent the courses included in the selection list.

The screenshot shows the 'Course List' window with the following elements:

- College of Arts and Sciences** (dropdown menu)
- English (ENGL)** (dropdown menu)
- Sum Hours** (checkbox, currently unchecked)
- Left List (Available Courses):**
  - ENGL 200 Creative Writing, Voice, and Community
  - ENGL 270 World Literature
  - ENGL 280 Literature and Society
  - ENGL 282 Special Topics in Fiction
  - ENGL 283 Special Topics in British Literature
  - ENGL 284 Drama
  - ENGL 286 Poetry
  - ENGL 288 English Literature
  - ENGL 340 Literature and Law
  - ENGL 341 Literature and Medicine
  - ENGL 350 Introduction to Comics Studies
  - ENGL 360 Creative Writing
  - ENGL 363 Introduction to Professional Writing
  - ENGL 373 Literature and Film of the Holocaust
  - ENGL 380 Epic to Romance
  - ENGL 381 The Renaissance
- Right List (Selected Courses):**
  - ENGL 101 Critical Reading and Composition
  - ENGL 102 Rhetoric and Composition
  - Select three of the following:
  - ENGL 285 Special Topics in American Literature** (highlighted)
  - ENGL 287 American Literature
  - ENGL 309 Teaching Writing in One-to-One Sessions
  - ENGL 370 Language in the USA
- Form Fields:**
  - Comment:
  - Sequence:
  - Cross Reference:
  - Or Class:
  - Hours:
  - Footnote:
- Options:**
  - Indent
  - Area Header
- Buttons:**
  - Quick Add:  **Add Course**
  - Add Comment Entry** (circled in red)
  - Move Up** **Move Down** (circled in red)

Select the comment to add the total number of credit hours to be taken from the selected courses.

The screenshot shows the 'Course List' window with the following elements:

- College of Arts and Sciences** (dropdown menu)
- English (ENGL)** (dropdown menu)
- Sum Hours** (checkbox, currently unchecked)
- Left List (Available Courses):**
  - ENGL 200 Creative Writing, Voice, and Community
  - ENGL 270 World Literature
  - ENGL 280 Literature and Society
  - ENGL 282 Special Topics in Fiction
  - ENGL 283 Special Topics in British Literature
  - ENGL 284 Drama
  - ENGL 286 Poetry
  - ENGL 288 English Literature
  - ENGL 340 Literature and Law
  - ENGL 341 Literature and Medicine
  - ENGL 350 Introduction to Comics Studies
  - ENGL 360 Creative Writing
  - ENGL 363 Introduction to Professional Writing
  - ENGL 373 Literature and Film of the Holocaust
  - ENGL 380 Epic to Romance
  - ENGL 381 The Renaissance
- Right List (Selected Courses):**
  - ENGL 101 Critical Reading and Composition
  - ENGL 102 Rhetoric and Composition
  - Select three of the following:
  - ENGL 285 Special Topics in American Literature
  - ENGL 287 American Literature
  - ENGL 309 Teaching Writing in One-to-One Sessions
  - ENGL 370 Language in the USA
- Form Fields:**
  - Comment:  (highlighted)
  - Sequence:
  - Cross Reference:
  - Or Class:
  - Hours:
  - Footnote:
- Options:**
  - Indent
  - Area Header
- Buttons:**
  - Quick Add:  **Add Course**
  - Add Comment Entry**
  - Move Up** **Move Down**

Note: if the course list includes a variable hours course that must be completed for specific number of credit hours for the program, you can adjust the hours line of the course in the list but putting the required hours and “:” before the variable hours.

College of Engr & Computing  
Engr and Computing (ENCP)

ENCP 200 Statics  
ENCP 201 Introduction to Applied Numerical Methods  
ENCP 210 Dynamics  
ENCP 260 Introduction to the Mechanics of Solids  
ENCP 290 Thermodynamic Fundamentals  
ENCP 330 Introduction to Vibrations  
ENCP 360 Fluid Mechanics  
ENCP 399 Independent Study  
ENCP 440 Sustainable Development in Engineering  
**ENCP 481 Project Management**  
ENCP 491 Capstone Design Project I  
ENCP 492 Capstone Design Project II  
ENCP 499 Interdisciplinary Technical Elective  
ENCP 540 Environmentally Conscious Manufacturing

ENCP 460 Special Topics in Engineering and Computing

Comment:   
Sequence:   
Cross Reference:   
Or Class:   
Hours: 3::1-6  
Footnote:

Sum Hours  
 Indent  Area Header  
Move Up Move Down

Quick Add:  Add Course  
Add Comment Entry

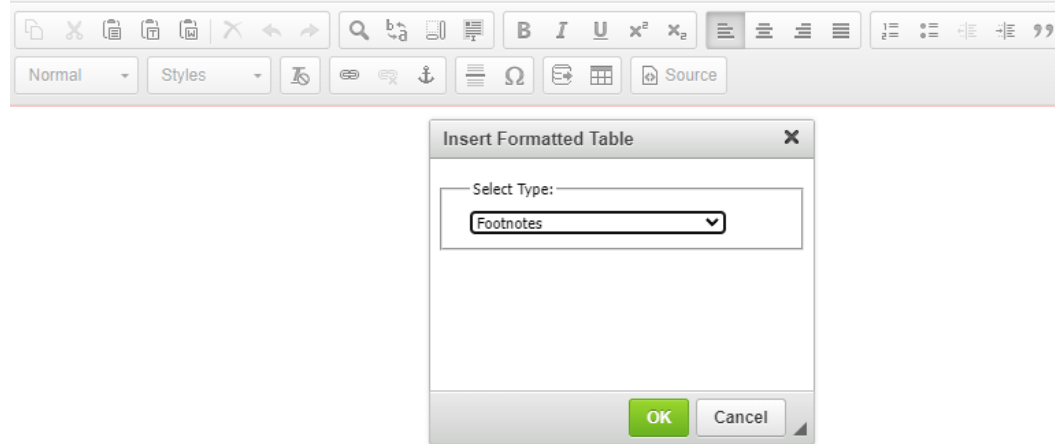
When the list is complete, check “Sum Hours” if you want to total credit hours displayed, click “OK” and the course list will appear in the proposal form.

Requirements

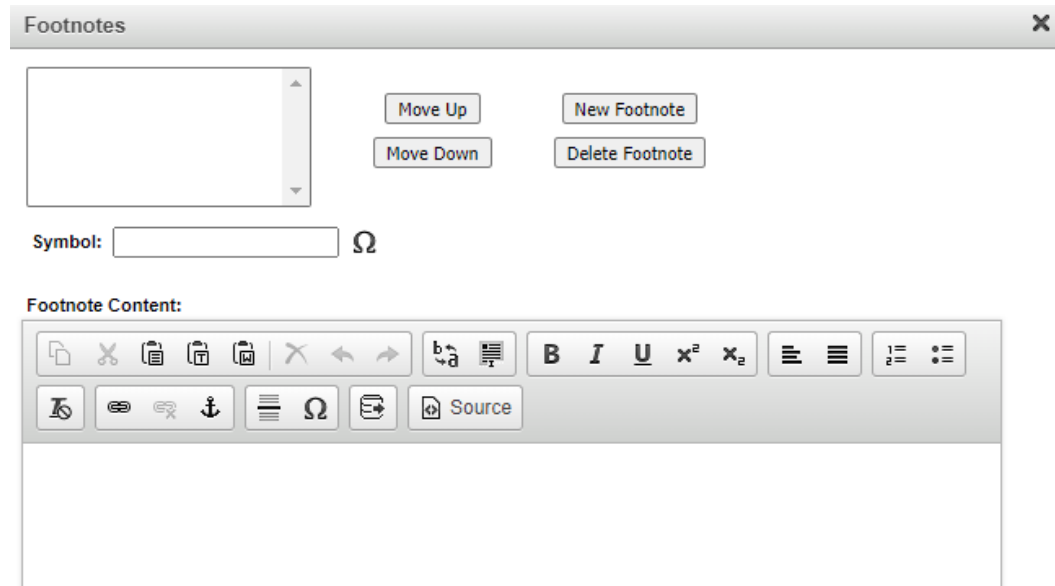
Course	Title	Credits
<u>ENGL 101</u>	Critical Reading and Composition	3
<u>ENGL 102</u>	Rhetoric and Composition	3
Select three of the following:		9
<u>ENGL 285</u>	Special Topics in American Literature	
<u>ENGL 287</u>	American Literature	
<u>ENGL 309</u>	Teaching Writing in One-to-One Sessions	
<u>ENGL 370</u>	Language in the USA	
<b>Total Credit Hours</b>		<b>15</b>

If you need to edit the course list, double click in the blue box outlining the list to return to the course list table tool.

- c. If you include footnotes in the course list, then you will need to add text for those footnotes by clicking on the table tool and selecting footnotes.



Provide the footnote information using the tool. Put 1 in the symbol box and add the text for the footnote. Click “New Footnote” if additional footnotes are needed. Click “OK” when finished.



- d. State whether program learning outcomes are changing. To add additional outcomes, click the “+” sign. To remove existing outcomes, click the red “x” sign. To edit existing outcomes, make the edits in the text box. Use the template provided on the [Academic Programs](#) site to provide the Learning Outcomes Metrics and attach the file.

Program Learning Outcomes	
Outcome 1	<input type="text"/>

Learning Outcomes and Metrics

Uploaded Files:

Files To Be Uploaded:

9. Provide the justification for the program action and identify the proposed effective term and catalog year.

10. Make any revisions needed to the “Program Location” section. If the program will be offered at a new site or the majority of the program will not be offered on the main campus, then you will need to provide information about the site.

**Main Address**

*Please provide the address of the new site.*

Building

Street Address 1

Street Address 2

City

State/Region/Province

Zip/Postal Code

Country

Authorization

Uploaded Files:

Files To Be Uploaded:



11. Complete the “Impact on Other Units or Palmetto College Campuses” section. If you answer “yes” to the questions about the course being taught in another department, used in a program of study in another academic unit, or taught on a Palmetto College campus, you must provide a letter that supports the program action or identifies any concerns.

### Impact on Other Units or Palmetto College Campuses

Does the proposal affect the curriculum, students or academic interest of any other unit at UofSC Columbia or on a Palmetto College Campus?  Yes  No

Identify Units(s)

Affected units	
Select...	<input type="button" value="X"/>

Identify Campus(es)

Affected Palmetto College Campus(es)	
Select...	<input type="button" value="X"/>

Attach letter(s) of acknowledgement from the relevant units and/or Palmetto College

Uploaded Files:

Files To Be Uploaded:

Is the program designed for pre-school through 12th grade personnel and/or to prepare graduate students to work in P-12 schools?  Yes  No

12. Click on “Start Workflow.” Note: you can click on “Save Changes” if you are not yet ready to submit into workflow to save entry and then submit the proposal into workflow at a later date.